






A red abstract graphic on the left side of the slide, featuring flowing, ribbon-like shapes that create a sense of movement and depth. The colors range from a deep red to a lighter, almost white, at the top.

# **JPAE ONLINE APPLICATION**

**A STEP-BY-STEP GUIDE**

# GENERAL INFORMATION

Website	<a href="https://jpae.polytechnic.edu.sg">https://jpae.polytechnic.edu.sg</a>
Participating Polytechnics	 <b>NANYANG</b> THE INNOVATIVE POLYTECHNIC  <b>ngee ann</b> polytechnic  <b>REPUBLIC</b> POLYTECHNIC  <b>SP</b> Singapore Polytechnic  <b>Temasek</b> POLYTECHNIC
Supported Browsers	<input type="checkbox"/> Microsoft Edge > 16 <input type="checkbox"/> Firefox > 60 <input type="checkbox"/> Safari > 12 <input type="checkbox"/> iOS Safari > 12 <input type="checkbox"/> Chrome > 60 <input type="checkbox"/> Opera <input type="checkbox"/> Android Browser & WebView - v6.0+
Helpline (email)	<a href="mailto:help@jpae.polytechnic.edu.sg">help@jpae.polytechnic.edu.sg</a>

# STEP 1: ACCESS JPAE

You may access the JPAE Application at <https://jpae.polytechnic.edu.sg>

JPAE Home page is your one stop guide to **Joint Polytechnic Admissions Exercise**, providing you with all the information from deciding on your course selection to submission of your application.



The screenshot shows the JPAE Home page with a navigation bar at the top containing links for Home, Application, Course Finder, FAQ, Contact Us, and Feedback. The main header features the JPAE logo and an email address: help@jpae.polytechnic.edu.sg. The main content area is titled "Your One-Stop Guide To JOINT POLYTECHNIC ADMISSIONS EXERCISE For ITE". It includes a list of participating polytechnics: Nanyang Polytechnic (NYP), Ngee Ann Polytechnic (NAP), Republic Polytechnic (RP), Singapore Polytechnic (SP), and Temasek Polytechnic (TP). A large "Apply Now" button is prominently displayed. Below this, there are four red boxes with white text: "WHO CAN APPLY", "WHEN TO APPLY", "BEFORE YOU APPLY", and "HOW TO APPLY", each with a "Read More" button. The "APPLICATION" section includes a welcome message and a "Find Out More" button. The "COURSES" section lists three categories: "Direct Entry Scheme To Polytechnic Programme (DEP) Graduates", "Higher Nitec / Industrial Technician Certificate (ITC) / Certificate In Business Studies (CBS) Graduates", and "Nitec / National Technical Certificate Grade 2 (NTC-2) Graduates". The "NATIONAL SERVICE" and "SPONSORSHIP" sections provide additional information and "Read More" buttons. A large, stylized "JPAE" watermark is overlaid on the page.

# STEP 1: ACCESS JPAE

You will see different welcome page depending on the period you access JPAE:


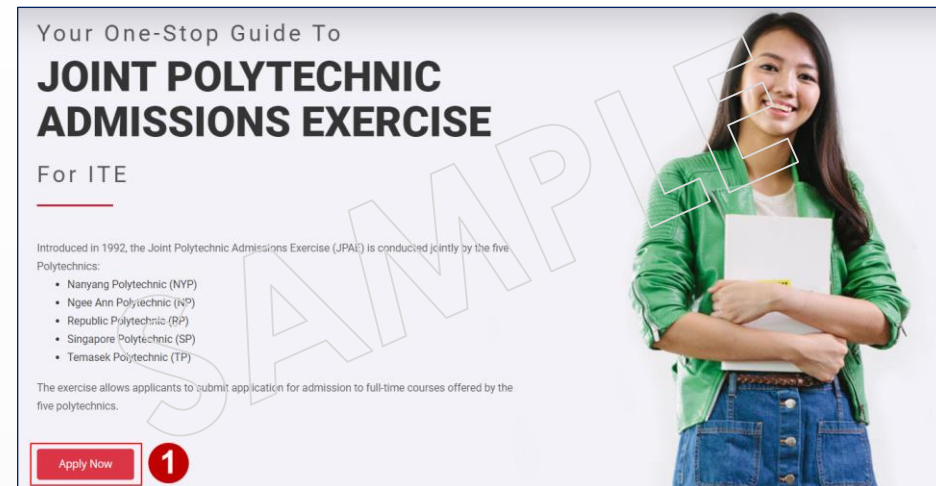
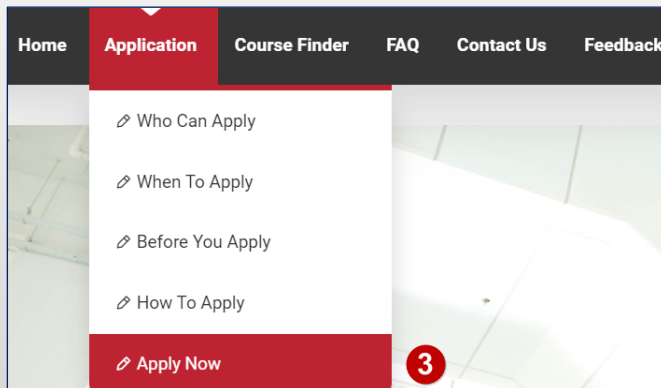
- Site opened: Log in buttons/links will be shown (image 1)
- Site closed: Site closed message will be shown (image 2)



## STEP 2: CREATE ACCOUNT

You can access Application main page via:

1. “Apply Now” on the main banner on JPAE Home page.
2. “Find Out More” under the Application section on the main page.
3. “Apply Now” under Application Menu



## STEP 2: CREATE ACCOUNT

- ▶ The default JPAE account type is Singpass.
- ▶ All applicants who are eligible for a Singpass account or already have a Singpass account **must use** Singpass for authentication.
- ▶ Singpass allows you to **pre-fill** your application with your MyInfo profile, saving time and ensuring accuracy.

***Not eligible for Singpass account?*** – Refer to **Step 2B** for alternative option.



**JPAE**  
Joint Polytechnic Admissions Exercise

Email address  
help@jpae.polytechnic.edu.sg

Home Application Course Finder FAQ Contact Us Feedback

### JPAE Online Application

Welcome To the JPAE Online Application System  
Application for admission to Polytechnic courses in 2025 is now open.

Before you start your application, please

- Review the [important dates](#) and admissions requirements via our [Course Finder](#).
- Refer to [this user guide for step-by-step instructions on submitting an application](#).

Using Singpass to Apply

If you are eligible for a Singpass account or already have one, you must use Singpass to log in. Here's why:

- Singpass allows you to **pre-fill** your application with your MyInfo profile, saving you time and ensuring accuracy.
- Singpass will **verify your citizenship** and other details, so your eligibility for [Tuition Grant Scheme](#) and [ITE Progression Award \(IPA\)](#) can be processed smoothly, eliminating potential delays or issues.

Need to register or reset your Singpass? Visit [www.singpass.gov.sg](http://www.singpass.gov.sg)

First Time Logging In?

You will be asked to create a JPAE Account with a valid email address. Once your account has been created, it can be used to begin a new application, edit existing application, and view/print application already submitted.

**Log in to JPAE Online Application**

Log in to submit a [new application](#), edit an existing one, or track your application status.

**→ Log in with singpass**

Not eligible for Singpass account? - [Log in using JPAE Password account](#)

# STEP 2: CREATE ACCOUNT

## Why use Singpass? : A Faster, Smarter Way to Apply

We strongly encourage you to create a JPAE account using **Singpass**. By doing so, your application will be pre-filled using your **MyInfo** profile, **saving you time and ensuring accuracy**.

Singpass will **verify your citizenship** and other details, ensuring that you are eligible for [Tuition Grant Scheme](#) and [ITE Progression Award \(IPA\)](#).

Using Singpass ensures a seamless and hassle-free processing of your eligibility, **eliminating potential delays or issues**.

## No Singpass account?

To register for a Singpass account or reset Singpass password, please visit [www.singpass.gov.sg](http://www.singpass.gov.sg).


### Register for Singpass


Register online in just 5 minutes!

**Note:**

1. You can only register for a Singpass account once. All Singpass account requests are final and cannot be cancelled or re-submitted.
2. As your one-time Singpass password will be mailed to your registered address, please ensure that your address registered with the Government is up-to-date before proceeding. Click [here](#) if you would like to update your registered address.
3. To locate the Date of issue on your identification document, refer to the sample cards on-screen after you have entered your NRIC or FIN number.

Please enter your details.

Full name\* :  
(As in NRIC or FIN card)

NRIC or FIN number\* :

Date of issue\*:

Security check\*:

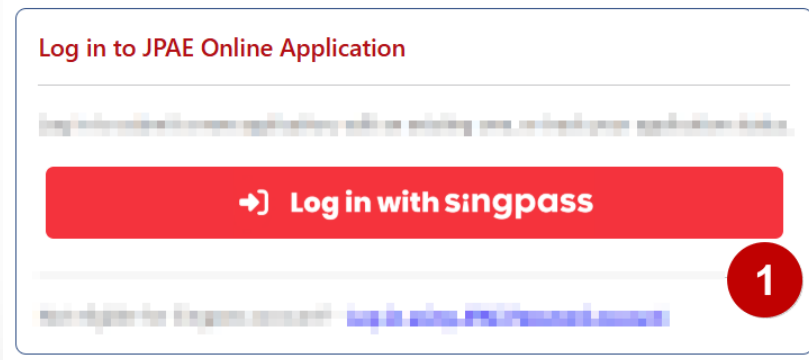
☐ I'm not a robot

☐ I have read and agree to the [Terms of Use](#)

Cancel Submit

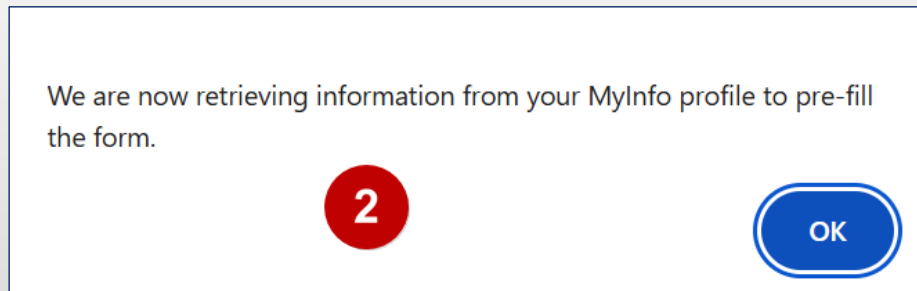
## STEP 2A: CREATE ACCOUNT – SINGPASS

Applicants using Singpass can proceed to log in by clicking on “Log in with Singpass” button on the Application main page (see image 1).



After successful log in, applicants logging in for the first time will be redirected to “Create JPAE Account – Singpass” page.

- System will display the popup message as shown in image 2.
- Click on “OK” in the message popup. System will proceed to retrieve your information from MyInfo to pre-fill the form (see image 3).



# STEP 2A: CREATE ACCOUNT – SINGPASS

Follow the on-screen instructions to create a JPAE Account using your Singpass.

## 1. Enter the required information

- Valid email address (The email address is retrieved from MyInfo and pre-populated. You can change the email address to your preferred email address if needed, to which all JPAE related notifications will be sent)
- Verification code

2. Click on “Proceed To Online Application” button. You will be directed to the landing page to submit your application. Refer to [Step 4](#).

**Create your JPAE Account - Singpass**

Account Type: Singpass 3

NRIC/FIN  
[REDACTED] 565H  
(eg. S0000000Z)

Date of Birth  
[REDACTED] 06/10/1988

Email Address  
testemail@test.com

Confirm Email Address  
(Re-type email address. 'Copy and paste' function is disabled)

Verification Code  
D M 6 N R

Enter the Above Text

By clicking "Proceed To Online Application", I agree to creating a JPAE Account of Singpass account type with information entered above and JPAE [terms](#) and [privacy policy](#).

**Proceed To Online Application**

# STEP 2B: CREATE ACCOUNT – JPAE PASSWORD

## If You Are Not Eligible to Register for a Singpass Account

Log in to JPAE Online Application

Log in to submit a new application, edit an existing one, or track your application status.

[Log in with singpass](#)

Not eligible for Singpass account? - [Log in using JPAE Password account](#) **1**

1. Click on the link “[Log in using JPAE Password account](#)” in the log in section of application main page (see image 1).
2. Click on “Create JPAE Password Account” button (see image 2).

**JPAE**  
Joint Polytechnic Admissions Exercise

Home Application Course Finder FAQ Contact Us Feedback

Email address  
help@jpae.polytechnic.edu.sg

### Log in with JPAE Password

**New Applicant**  
If you are starting the application process for the first time, please click “Create JPAE Account” to create an account with a valid email address. Once your account has been created, it can be used to begin a new application, edit existing application, and view/print application already submitted.

**Returning Applicant**  
If you are a returning applicant looking to update personal information or edit an existing application, please sign in with the JPAE Password registered in your JPAE Account. Once you submit your application, you will continue to use this site to follow the status of your application.

**New Applicant?**

Register an account with valid email address to start your application.

[Create JPAE Password Account](#) **2**

**Already Registered?**

Log in to submit a new application, edit an existing one, or track your application status.

Email Address

Password

[Forgot Password?](#)

Verification Code  
KBRJT

Enter the Above Text

Log in Cancel

# STEP 2B: CREATE ACCOUNT – JPAE PASSWORD

3. Enter the required information.
  - NRIC/FIN
  - Date of Birth
  - Valid email address
  - Strong Password
  - Verification code
4. Click on “Create Account” button

When creating your JPAE Password account:

- ▶ Use an active and regularly checked email address, as this will be the one used to log in to JPAE. All JPAE related notifications will be sent to this email address.
- ▶ Password must have at least 12 characters containing upper case letters, lower case letters, numbers and symbols. Password should not contain NRIC/FIN and spaces.

Create your JPAE Account - JPAE Password

Account Type: JPAE Password **3**

NRIC/FIN  
  
(eg. S0000000Z)


Date of Birth

Email Address  
(Please enter a valid email address to be used for logging in to JPAE)

Confirm Email Address  
(Re-type email address. 'Copy and paste' function is disabled)

Create JPAE Password

Confirm JPAE Password  
(Re-type password. 'Copy and paste' function is disabled)

Verification Code  


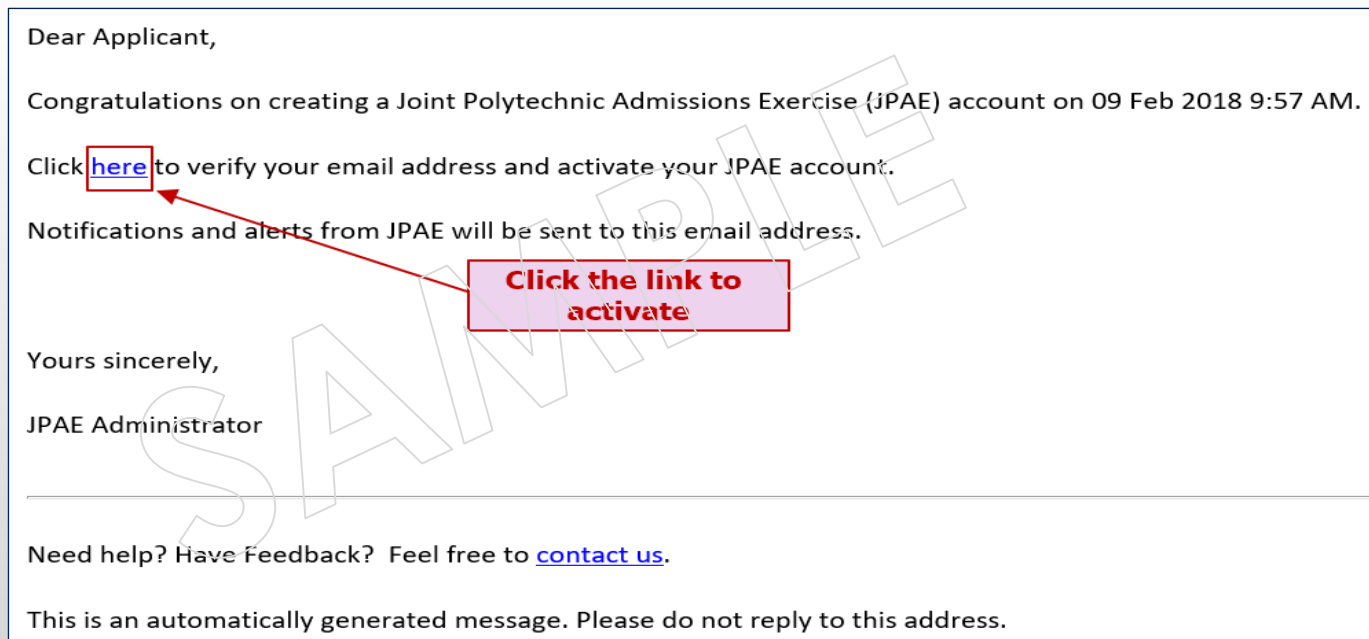
By clicking "Create Account", I agree to JPAE [terms](#) and [privacy policy](#).

**4**

## STEP 2C: ACTIVATE JPAE PASSWORD ACCOUNT

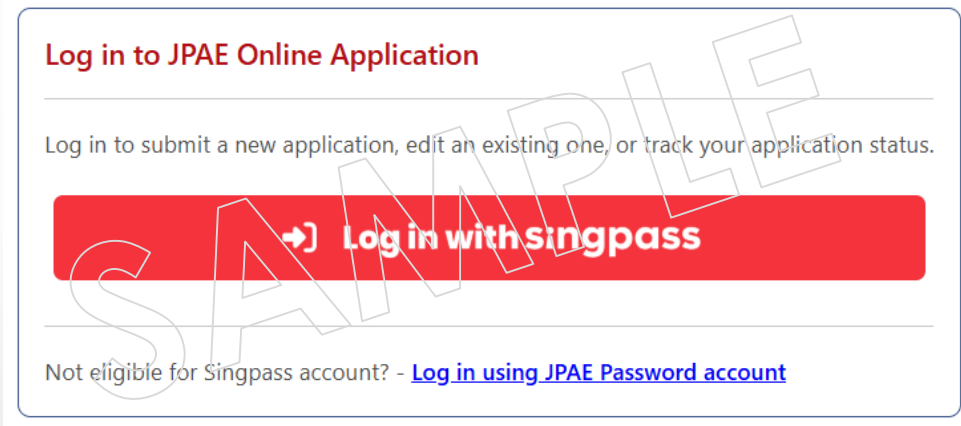
Once you have created an account successfully, you will receive an email with the activation link in your registered email address that you have used to create the account.

To activate your JPAE Password account, go to your email and click on the link in the email.



## STEP 3A: LOGIN – SINGPASS

You can login using the account you have registered in the previous step.  
For Singpass login, click on “Log in with Singpass” button.




Log in to JPAE Online Application

Log in to submit a new application, edit an existing one, or track your application status.

[→\) Log in with singpass](#)

Not eligible for Singpass account? - [Log in using JPAE Password account](#)



Once you click on ‘Log in with Singpass’ button, you will be directed to the Singpass login page. On the Singpass login page, you can either scan the QR code with Singpass app OR enter your **Singpass ID** and **Singpass Password** to login.

## STEP 3B: LOGIN – JPAE PASSWORD

For JPAE Password login, click on “Log in using JPAE Password account” link on the Application home page (see image 1). You will be directed to the JPAE Password login page.

### Log in to JPAE Online Application

Log in to submit a new application, edit an existing one, or track your application status.

➔ Log in with singpass

Not eligible for Singpass account? - [Log in using JPAE Password account](#)

1

### Log in with JPAE Password

#### New Applicant

If you are starting the application process for the first time, please click “Create JPAE Account” to create an account with a valid email address. Once your account has been created, it can be used to begin a new application, edit existing application, and view/print application already submitted.

#### Returning Applicant

If you are a returning applicant looking to update personal information or edit an existing application, please sign in with the JPAE Password registered in your JPAE Account. Once you submit your application, you will continue to use this site to follow the status of your application.

#### New Applicant?

Register an account with valid email address to start your application.



Create JPAE Password Account

#### Already Registered?

Log in to submit a new application, edit an existing one, or track your application status.



Email Address



Password

[Forgot Password?](#)

#### Verification Code

KRRJT

Enter the Above Text

Log in

Cancel

## STEP 3B: LOGIN – JPAE PASSWORD

1. Enter your registered **Email address**, **Password** and **Verification Code** (shown on your browser). Then click on 'Log in' button.
2. To obtain a new verification code, you may click on the Verification Code image to request for a new code.
3. Do note that your account will be locked after several failed login attempts.
4. In case you have forgotten your password, you may click on the 'Forgot Password' link to obtain a new password (refer to [Step 3D](#) for more info)

**Already Registered?**

Log in to submit a new application, edit an existing one, or track your application status.

Email Address

Password

[Forgot Password?](#)

Verification Code

KRRT

Enter the Above Text


Log in

Cancel

# STEP 3C: LOGIN – JPAE PASSWORD OTP VERIFICATION

To successfully log in, you must verify your login by entering the OTP sent to your registered email address.

**WARNING:** Never share your OTP with anyone. It's your unique security code. Protect yourself from fraud by keeping it confidential.



### Verify Your Login

A One-Time Password (OTP) has been sent to your registered email address **j\*\*\*\*\*ing@gmail.com**. Simply key in the 6-digit OTP below.

**Verify** **Cancel**

The OTP will expire in **01:54** [Resend OTP](#)

1. Enter the correct OTP before expiration time. The OTP is valid only for 2 min.
2. Click on the 'Verify' button.

## STEP 3D: FORGOT PASSWORD

Once you click on “Forgot Password” link, follow these steps to reset your password:

1. Enter the required information (you must enter the same information which was completed when you created your JPAE Account (refer to [Step 2B](#))).
2. Click on “Reset Password” button.
3. A system generated password will be sent to your registered email address. Use the password given in the email to login. After logging in for the first time, you will be requested to change your password (refer to [Step 5](#)).

**Reset your Password**

NRIC/FIN

Date of Birth

Email Address

Verification Code

6NUFR

Enter the Above Text

**1**

**2**

Reset Password

Cancel

# STEP 4: SUBMIT APPLICATION

► Once you have successfully signed in, you will see the landing page. You are required to complete the 5 steps to successfully submit your application.

► If you have not submitted any application, you may click on “Apply Now” now to begin (see image 1).

Thank you for your interest in applying for admission to the Polytechnic courses offered under the Joint Polytechnic Admissions Exercise (JPAA) 2021.

## What Is Required

This online application may take you about 20 minutes to complete. You will need the following information to enter the details required in the form:

- Your Residential Address and Contact Details,
- Your Operationally-Ready Date if you are currently serving or have completed National Service,
- Your ITE qualification, period of last ITE exams taken, if different from our records,
- Your GCE 'O' Level Maths or ITE Bridging Maths grade, if you are applying for 2-year poly courses,
- Up to 8 Eligible Choices of Courses, and
- Your Previous FIN at ITE, if any

## How To Apply

- There are five (5) steps to complete the online application.
- Please read the instructions carefully before you complete each step of the online application.
- The application steps appear in order in the progress tracker below the instructions to allow you to move back and forth between steps of the application. Click on a step to go to that step. After you complete a step, you will be taken to the next step, and the new step's link will become clickable.
- Use only 'Previous' or 'Next' buttons on the bottom of the page to move between pages in the online application or by clicking on the relevant step number.
- Any request for changes in the course choices received after the end of the application period will not be entertained.
- The application process will be completed when the progress tracker indicated light red for ALL 5 steps.
- You will be automatically signed out if your session remains idle for more than 20 minutes. Any unsaved data will be lost.

Entry to the Polytechnics is merit-based. The acceptance of application does not imply any commitment to admit an applicant.

Welcome, [redacted] 2601.

You have not submitted an application.

Apply Now

1

# STEP 4: SUBMIT APPLICATION

▶ If you have already submitted an application, you may click on “Edit Your Application” to amend and re-submit your application.

▶ Or you may click on "View/ Print Your Application" to view or print your submitted application (see image 2).

Thank you for your interest in applying for admission to the Polytechnic courses offered under the Joint Polytechnic Admissions Exercise (JPAE) 2021.

What Is Required

This online application may take you about 20 minutes to complete. You will need the following information to enter the details required in the form:

- Your Residential Address and Contact Details,
- Your Operationally-Ready Date if you are currently serving or have completed National Service,
- Your ITE qualification, period of last ITE exams taken, if different from our records,
- Your GCE 'O' Level Maths or ITE Bridging Maths grade, if you are applying for 2-year poly courses,
- Up to 8 Eligible Choices of Courses, and
- Your Previous FIN at ITE, if any

How To Apply

- There are five (5) steps to complete the online application.
- Please read the instructions carefully before you complete each step of the online application.
- The application steps appear in order in the progress tracker below the instructions to allow you to move back and forth between steps of the application. Click on a step to go to that step. After you complete a step, you will be taken to the next step, and the new step's link will become clickable.
- Use only 'Previous' or 'Next' buttons on the bottom of the page to move between pages in the online application or by clicking on the relevant step number.
- Any request for changes in the course choices received after the end of the application period will not be entertained.
- The application process will be completed when the progress tracker indicated light red for ALL 5 steps.
- You will be automatically signed out if your session remains idle for more than 20 minutes. Any unsaved data will be lost.

Entry to the Polytechnics is merit-based. The acceptance of application does not imply any commitment to admit an applicant.

---

Welcome, ██████████565H.  
You have submitted an application on 15-Oct-2025 4:08 PM

[Edit Your Application](#)

[View/Print Your Application](#)

2

# STEP 4: SUBMIT APPLICATION

► If you have an unsubmitted draft application, click on “Edit Your Draft Application” to make changes and submit your application (see image 3).

Thank you for your interest in applying for admission to the Polytechnic courses offered under the Joint Polytechnic Admissions Exercise (JPAA) 2021.

## What Is Required

This online application may take you about 20 minutes to complete. You will need the following information to enter the details required in the form:

- Your Residential Address and Contact Details,
- Your Operationally-Ready Date if you are currently serving or have completed National Service,
- Your ITE qualification, period of last ITE exams taken, if different from our records,
- Your GCE 'O' Level Maths or ITE Bridging Maths grade, if you are applying for 2-year poly courses,
- Up to 8 Eligible Choices of Courses, and
- Your Previous FIN at ITE, if any

## How To Apply

- There are five (5) steps to complete the online application.
- Please read the instructions carefully before you complete each step of the online application.
- The application steps appear in order in the progress tracker below the instructions to allow you to move back and forth between steps of the application. Click on a step to go to that step. After you complete a step, you will be taken to the next step, and the new step's link will become clickable.
- Use only 'Previous' or 'Next' buttons on the bottom of the page to move between pages in the online application or by clicking on the relevant step number.
- Any request for changes in the course choices received after the end of the application period will not be entertained.
- The application process will be completed when the progress tracker indicated light red for ALL 5 steps.
- You will be automatically signed out if your session remains idle for more than 20 minutes. Any unsaved data will be lost.

Entry to the Polytechnics is merit-based. The acceptance of application does not imply any commitment to admit an applicant.

Welcome, [REDACTED] 8971.

Your application is currently in draft mode and has not been submitted yet.


Please review your details and submit your application before the deadline.

3

Edit Your Draft Application


## STEP 4: SUBMIT APPLICATION

If you **do not have a submitted application**, use the ‘Previous’ and ‘Save & Next’ buttons at the bottom of each page to navigate through the online application. Click on ‘Save & Next’ to save your changes and proceed to the next page.



Any changes made to the pages will not be saved if you sign out or did not click on “Save & Next” to proceed.

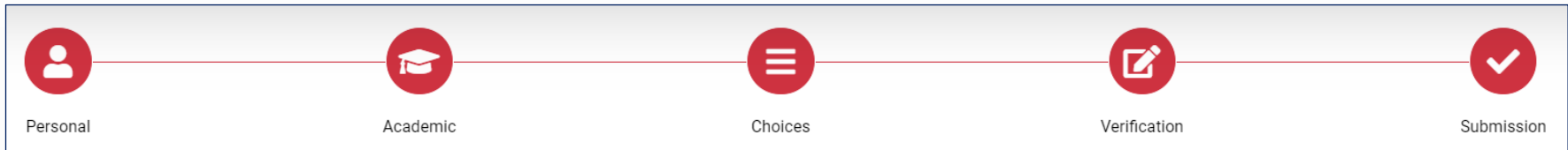
If you **have a submitted application**, use the ‘Previous’ and ‘Next’ buttons at the bottom of each page to navigate through the online application.



Any changes made to the pages will not be saved if you sign out or did not submit the application.

## STEP 4: SUBMIT APPLICATION

You can navigate between pages by clicking the step icons at the top of the online application. Note: This method does not save any changes you have made.



If you **do not have a submitted application**, you will see the following banner on top of application pages.

YOUR APPLICATION IS IN DRAFT MODE AND HAS NOT BEEN SUBMITTED YET

If you **have a submitted application**, you will see the following banner on top of application pages.

YOUR APPLICATION IS IN EDIT MODE AND HAS NOT BEEN SUBMITTED YET.  
Last Submission: 15-Oct-2025 3:33 PM

**Note:** Your login session will expire if you have left the session idle for more than 20 minutes.

# STEP 4A: SUBMIT APPLICATION (PERSONAL INFO)

Before you begin, do read the instructions carefully in every step to ensure a smooth application process. (see image 1)

If you sign in via JPAE password, proceed to enter your personal information such as Name, Address, NS status, and ITE Student Profile.

If you sign in via Singpass and,

▶ Click on “Apply Now” or “Edit Your Draft Application” (i.e. you do not have a submitted application)

- If your MyInfo profile was not retrieved today, system will display the popup message as shown in image 2.

Personal Academic Choices Verification Submission

YOUR APPLICATION IS IN DRAFT MODE AND HAS NOT BEEN SUBMITTED YET

**Instructions**

- Please provide your personal details, current address and contact details. (Fields marked \* are mandatory)
- Instructions will display on selected fields to help you when entering the details.
- For Singapore Residential Address, please enter a valid 6-digit postal code first in order to retrieve the Block / House No, Street Name and Building Name.
- For Contact Information, at least one contact number must be provided.
- Use only the 'Previous' or 'Next' buttons on the bottom of the page to move between pages in the online application or by simply clicking on the relevant step number/section name on the progress tracker below.
- Once you have finished entering your details, click 'Next' to continue with your application

Note: If you sign in using SingPass, click "Retrieve MyInfo" to begin your application. This will pre-fill your personal data (retrieved from various participating public agencies) in this page if you have a MyInfo profile. You may register for a MyInfo profile @ [www.myinfo.gov.sg](http://www.myinfo.gov.sg) if you do not have one.

**APPLICATION NOT SUBMITTED**  
Your current application has NOT yet been submitted to us as you have not completed the application process.

The application process will be completed when the progress tracker indicated light red for ALL 5 steps.

You will be automatically signed out if your session remains idle for more than 20 minutes. Any unsaved data will be lost.

2

We are now retrieving information from your MyInfo profile to pre-fill your application.

OK

# STEP 4A: SUBMIT APPLICATION (PERSONAL INFO)

- Click on “OK” in the message popup. System will proceed to retrieve your personal information from MyInfo to pre-fill the application form (see image 3).
- ▶ Click on “Edit Application” (i.e. you have submitted the application earlier)
  - you can click on “Retrieve MyInfo” button to retrieve your personal information from MyInfo if needed (see image 4).
  - when you click on “Retrieve MyInfo” button, system will display a message (see image 2 in previous page). Click on “OK” to proceed.
- ▶ Proceed to enter the other required information to complete the form.

**Personal Info**

Please provide your personal details.

**3**

Name (as in NRIC/FIN)  
TEST NAME S/O TEST-NAME'D

NRIC/FIN  
565H

Previous FIN (Optional)

Date of Birth  
06/10/1988

Gender  
Male

Singapore Citizenship Status  
Singaporean

Race  
Chinese

Country of Nationality  
Singapore

Country of Birth  
Singapore

**Address & Contact Details**

Please provide your current address and contact details. For Singapore Residential Address, please enter a valid 6-digit postal code first in order to retrieve the Block / House No, Street Name and Building Name. For Contact Information, at least one contact number must be provided.

Country of Residence  
Singapore

Postal Code  
542319

Block No./House No.  
319

Unit No. (Optional)  
38-10

Street Name  
ANCHORVALE DRIVE

Building Name (Optional)

Home No.  
Home

Mobile No. (Posting results sent via SMS to this number)  
87997610

Contact (Others)  
Others

Email Address  
test11112\_update@test.com

**Personal Info**

Please provide your personal details.

**4**

Retrieve MyInfo

# STEP 4B: SUBMIT APPLICATION (ACADEMIC DETAILS)

Enter your completed ITE qualification and provide details of selected ITE modules and GCE subjects.

## Academic Details

The ITE qualification and course to be considered for your JPAE application is :

☒ Higher Nitec in Accounting

OR

Please Select

'N' Level Students who do not have 'O' level results, please answer 'No' for the following questions. If you have any clarification on the questions provided, please email to [help@jpae.polytechnic.edu.sg](mailto:help@jpae.polytechnic.edu.sg).

1. Did you attain at least a C6 in GCE 'O' Level Maths, or have passed or taking ITE Bridging Maths?

Yes

No

2. Did you attain at least a B4 grade in GCE 'O' Level English?

Yes

No

3. Did you attain at least a C6 grade in GCE 'O' level English? Select Yes if answer to Q2 is Yes.

Yes

No

Previous

Save & Next

# STEP 4C: SUBMIT APPLICATION (CHOICE OF COURSES)

- ▶ Select the respective Polytechnic(s) and course(s) that you are eligible to apply for. Read the notes below for your understanding.
- ▶ You are allowed to select up to 8 choices.

### Choice of Courses

Please indicate up to eight (8) eligible courses to apply for, in order of preference.

**1st Choice**

-Select Polytechnic-

-Select Duration-

-Select Diploma-

**2nd Choice**

-Select Polytechnic-

-Select Duration-

-Select Diploma-

**3rd Choice**

-Select Polytechnic-

-Select Duration-

-Select Diploma-

**4th Choice**

-Select Polytechnic-

-Select Duration-

-Select Diploma-

**5th Choice**

-Select Polytechnic-

-Select Duration-

-Select Diploma-

**6th Choice**

-Select Polytechnic-

-Select Duration-

-Select Diploma-

**7th Choice**

-Select Polytechnic-

-Select Duration-

-Select Diploma-

**8th Choice**

-Select Polytechnic-

-Select Duration-

-Select Diploma-

Applicants who are not posted to any of their choices will be posted to a polytechnic course with vacancies. This is subject to applicants meeting the course's minimum entry requirements.

Previous

Save & Next

# STEP 4D: SUBMIT APPLICATION (VERIFY DETAILS)

- View and verify the summary of all your entries before proceeding to submit.

**Personal Info**

Full Name (as in NRIC/FIN)  
**ANDY LAU**

NRIC/FIN  
**54729897J**

Date of Birth  
**06/10/1988**

Singapore Citizenship Status  
**Singaporean**

Country of Nationality  
**Singapore**

Previous FIN (Optional)

Gender  
**Male**

Race  
**Chinese**

Country of Birth  
**Singapore**

**Address & Contact**

Country of Residence  
**Singapore**

Block No./House No.  
**319**

Street Name  
**ANCHORVALE DRIVE**

Building Name

Home No.

Contact (Others)

Postal Code  
**542319**

Unit No.  
**38-10**

Mobile No. (Posting results sent via SMS to this number)  
**87997610**

Email Address  
**test897j@test.com**

**National Service**

National Service Status  
**Yet to call up / Yet to begin serving**

Operationally-Ready Date

**ITE Student Profile**

Are you applying as a student from the Direct-Entry-Scheme-to Polytechnic Programme (DPP)?  
**No**

Are you currently in your final semester of studies?  
**Yes**

Current Status at ITE  
**Currently studying in ITE**

**Academic Details**

The ITE qualification and course to be considered for your JPAA application is :  
**Higher Nitec in Chemical Technology**

Last ITE exams was taken on  
**Jun 2024**

1. Did you attain at least a C6 in GCE 'O' Level Maths, or have passed or taking ITE Bridging Maths?  
**Yes**

2. Did you attain at least a B4 grade in GCE 'O' Level English?  
**Yes**

3. Did you attain at least a C6 grade in GCE 'O' level English? Select Yes if answer to Q2 is Yes.  
**Yes**

**Choice of Courses**

I would like to apply for the following courses that I'm eligible for:


	Polytechnic	Duration	Course
1st Choice	Nanyang Polytechnic	3.0 Years	Biologics & Process Technology
2nd Choice	Ngee Ann Polytechnic	3.0 Years	Chemical & Biomolecular Engineering
3rd Choice	Republic Polytechnic	3.0 Years	Aviation Management
4th Choice	Singapore Polytechnic	3.0 Years	Biomedical Science
5th Choice	Temasek Polytechnic	3.0 Years	Applied Food Science & Nutrition
6th Choice	Ngee Ann Polytechnic	3.0 Years	Environmental & Water Technology
7th Choice	-----	-----	-----
8th Choice	-----	-----	-----

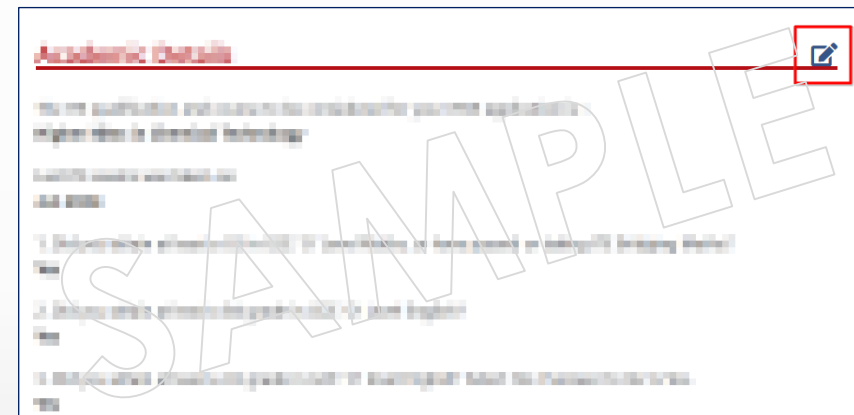
Applicants who are not posted to any of their choices will be posted to a polytechnic course with vacancies. This is subject to applicants meeting the course's minimum entry requirements.

Previous

Next

## STEP 4D: SUBMIT APPLICATION (VERIFY DETAILS)

- ▶ If you wish to amend any information provided in one of the sections, click on the  (pencil icon) or the relevant step icon on the navigation bar, and you will be directed to that section to make changes.
- ▶ Otherwise, click on “Next” to proceed to the final step.



# STEP 4E: SUBMIT APPLICATION (DECLARATION)

1. Select your decision from the available choices of MOE Tuition Grant Scheme.
2. Read the Terms and Conditions for JPAE application and tick the checkbox to agree.
3. Click on 'Submit' button to submit your application.

### Declaration

**MOE Tuition Grant Scheme**

The MOE Tuition Grant (TG) Scheme is open to students enrolled in full-time Diploma programmes in the polytechnics to help defray the cost of their tertiary education.

☐ I am a Permanent Resident and WOULD LIKE to apply for a Tier B TG. I understand that I may apply for a Tier B TG if I have not benefited from TG previously to complete a course at the same or higher level of education. If I take up the TG, I will be required to secure employment and serve in a Singapore entity for three years upon graduation. Follow-up steps for TG application will be made available upon successful enrolment into the polytechnics.

☐ I am a Permanent Resident or International Student and WOULD NOT like to apply for TG.

Should you choose not to apply for TG or are not successfully awarded TG, you will need to pay full Tuition Fees. Course fee details can be found at the polytechnics' individual websites. More information on TG terms and conditions can be found at <https://www.moe.gov.sg/financial-matters/tuition-grant-scheme>.

**Terms & Conditions for JPAE Application**

Read the terms and conditions carefully and tick the checkbox to indicate your agreement before submitting your application.

1. I affirm that all the given in this application is true and accurate to the best of my knowledge.
2. I will take full responsibility in safeguarding the details of this application (such as keeping my password confidential), and will bear any consequences resulting from my failure to do so.
3. I acknowledge that the provision of false or misleading information may result in the cancellation of this application and/or withdrawal of any offer and/or enrolment without refund of fees.
4. I am fully aware that entry to the Polytechnics is merit-based and acceptance of my application does not constitute an offer of admission.
5. I agree to abide by the decision of the Polytechnics, concerning the application. Decision of the Polytechnics is final.
6. I hereby consent to the Polytechnics' use or disclosure of any information relating to me or my application, to third parties, as the Polytechnics deem fit in its absolute discretion.
7. I also hereby authorise the Polytechnic to obtain and verify any part of the information given by me, where necessary, from or with any source, as it deems appropriate.

☐ I have read and agree to the terms and conditions stated above.

Previous

Submit

1

2


3

# STEP 4F: SUBMIT APPLICATION (SUBMISSION PAGE)

- ▶ You will see this page after you have successfully submitted your application. An acknowledgement email will also be sent to you to confirm your submission of the application.
- ▶ Click on "Print Friendly" if you would like to print a copy of your submission.
- ▶ Click on "Home" if you would like to return to the landing page.

**CONGRATULATIONS!**  
You have successfully submitted your application.

NRIC/FIN

596B

Name

TESTING MYINFO FIX

Thank you for applying for admission to the Polytechnic courses offered under the Joint Polytechnic Admissions Exercise 2021.

**Received your application?**  
We have sent you an email to acknowledge receipt of your application. If you have not received an acknowledgement email in a reasonable amount of time, try looking in your Spam folder.

**Need a copy of your application?**  
Click 'Print Friendly' to print a copy of the application submitted and retain as proof of application.

**Edit your application?**  
You are allowed to edit your application during the application period, but you must complete and submit the application by 31/12/2022 12:58 PM. Only the application which is last submitted successfully will be considered.  
Click 'Home' to check the application status and review the application.

**Check the outcome of your application?**  
To view the outcome of your application, please sign in to JPAE from 04/12/2017 12:00 AM onwards.  
All the best with your application!

**Deferment from full-time National Service? (Applicable to Male Singapore Citizens and Permanent Residents)**  
If you have indicated your intent to apply for Polytechnic during the deferment exercise held by CMPB, you will automatically be granted deferment while waiting for the outcome of your Polytechnic application. If you are a repeat student who just graduated or you are above the cut-off age of 21 years old as at 1 Jan of the course commencement year, please submit your deferment request to the Central Manpower Base (CMPB) at [contact@ns.sg](mailto:contact@ns.sg). If you are going to be enlisted within two weeks, please make your way to [Central Manpower Base \(CMPB\)](#) to apply for deferment. For more information about deferment for studies, visit <https://www.cmpb.gov.sg/cmpb/>.


Home

Print Friendly

# STEP 4G: SUBMIT APPLICATION

## (PRINT FRIENDLY PAGE)

- ▶ Once you click on “Print Friendly” button, this page will be displayed.
- ▶ This page contains your submission. Click on "Print" to keep a copy of your submitted application for reference.
- ▶ Click on "Home" if you would like to return to the landing page.



Your application has been submitted successfully on 19-Nov-2021 9:16 AM

Thank you for applying for admission to the Polytechnic courses offered under the Joint Polytechnic Admissions Exercise 2021.  
Click "Print" to print a copy of the application submitted and retain as proof of application.  
Click "Home" to check the application status and review the application.

---

### Personal Info

Full Name (as in NRIC/PR)  
**TESTING MYINFO FIX**

NRIC/PRN  
**9968**

Date of Birth  
**17/05/1958**

Singapore Citizenship Status  
**Singaporean**

Country of Nationality  
**Singapore**

Previous FIN (Optional)

Gender  
**Female**

Race  
**Chinese**

Country of Birth  
**Singapore**

---

### Address & Contact

Country of Residence  
**Singapore**

Block No./House No.  
**9**

Street Name  
**SENGKANG EAST AVENUE**

Building Name  
**RIVERSOUND RESIDENCE**

Home No.

Contact (others)

Postal Code  
**544742**

Unit No.

Mobile No.  
**87997610**

Email Address

---

### National Service

National Service Status  
**Not applicable**

Operationally Ready Date

---

### ITE Student Profile

Are you applying as a student from the Direct-Entry Scheme to Polytechnic Programme (DEP)?  
**No**

Are you currently in your final semester of studies?  
**Yes**

Current Status at ITE  
**Currently studying in ITE**

---

### Academic Details

The ITE qualification and course to be considered for your JPAE application is:  
**Industrial Technician Certificate in Air-Conditioning & Refrigeration**

Last ITE exams was taken on  
**Feb 2008**

1. Did you attain a Pass in ITE Bridging Maths or at least a C6 grade in GCE 'O' Level Maths?  
**Yes**

2. Did you attain at least a B4 grade in GCE 'O' Level English?  
**No**

3. Did you attain at least a C6 grade in GCE 'O' Level English? Select Yes if answer to Q2 is Yes.  
**Yes**

---

### Choice of Courses

I would like to apply for the following courses that I'm eligible for:

	Polytechnic	Duration	Course
1st Choice	Republic Polytechnic	3.0 Years	Common Engineering Programme
2nd Choice	Ngee Ann Polytechnic	3.0 Years	Marine & Offshore Technology
3rd Choice			
4th Choice			
5th Choice			
6th Choice			
7th Choice			
8th Choice			

Applicants who are not posted to any of their choices will be posted to a polytechnic course with vacancies. This is subject to applicants meeting the course's minimum entry requirements.

---

### Declaration by Applicant

I affirm that all the given in this application is true and accurate to the best of my knowledge.  
I will take full responsibility in safeguarding the details of this application (such as keeping my password confidential), and will bear any consequences resulting from my failure to do so.  
I acknowledge that the provision of false or misleading information may result in the cancellation of this application and/or withdrawal of any offer and/or enrolment without refund of fees.  
I am fully aware that entry to the Polytechnics is merit-based and acceptance of my application does not constitute an offer of admission.  
I agree to abide by the decision of the Polytechnics, concerning the application. Decision of the Polytechnics is final.  
I hereby consent to the Polytechnics' use or disclosure of any information relating to me or my application, to third parties, as the Polytechnics deem fit in its absolute discretion.  
I also hereby authorise the Polytechnics to obtain and verify any part of the information given by me, where necessary, from or with any source, as it deems appropriate.  
☒ I have read and agree to the terms and conditions stated above.

---

### MOE Tuition Grant Scheme


The MOE Tuition Grant (TG) Scheme is open to students enrolled in full-time Diploma programmes in the polytechnics to help defray the cost of their tertiary education.

☒ I am a Singapore Citizen. I understand that I will be automatically awarded a Tier A TG, which is the highest level of subsidy, upon successful enrolment into the polytechnics. This is provided that I have not benefitted from TG previously to complete a course at the same or higher level of education.

Should you choose not to apply for TG or are not successfully awarded TG, you will need to pay full Tuition Fees. Students can approach the polytechnics directly for more information.

More information on TG terms and conditions can be found at <https://tuition.moe.gov.sg>

# STEP 5: CHANGE PASSWORD

▶ Click on the  icon on the top menu and select “Change Password” link, you will be redirected to this page. Follow the steps to change your password:

1. Enter the required information. Password must have at least 12 characters containing upper case letters, lower case letters, numbers and symbols. Password should not contain NRIC/FIN and spaces.
2. Click on “Change Password” button

**Change your Password**

1

NRIC/FIN  
412A

Email Address  
test2222@test.com

Current Password

New Password

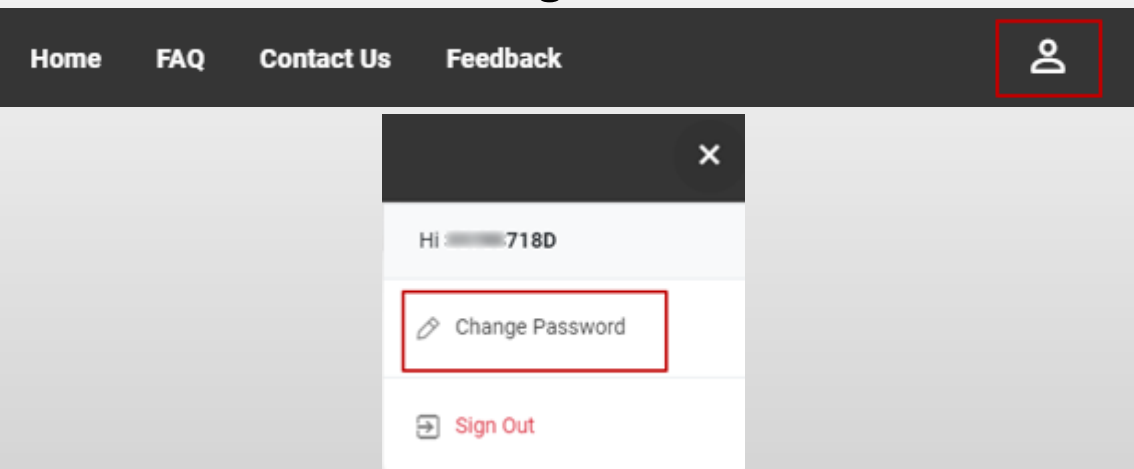
Confirm New Password  
(Re-type password. 'Copy and paste' function is disabled)

Verification Code  
P E 4 W Q  
Enter the Above Text

2

Change Password

Cancel



## STEP 6: RESULT RELEASE

- ▶ Once you have successfully submitted your application, you will be able to view your result during the period of release of posting results.
- ▶ To view your application result, you may access the same site at **jpae.polytechnic.edu.sg** and login using your created JPAE Account.

**JPAE Online Application**

Welcome to the JPAE Online Application System  
The posting results for JPAE 2021 are now released.  
To view the outcome of your application, please sign in with the account type (SingPass or JPAE Password) registered in your JPAE Account.  
You will also receive an SMS informing the outcome of your application.  
If you are successful in your application, please sign in to find out the details on the collection of the enrolment package.  
**Note:** Use the 'Forgot Password' option if you cannot recall your password. Your account will be locked after too many failed attempts to sign in.

**Log in to JPAE Online Application**

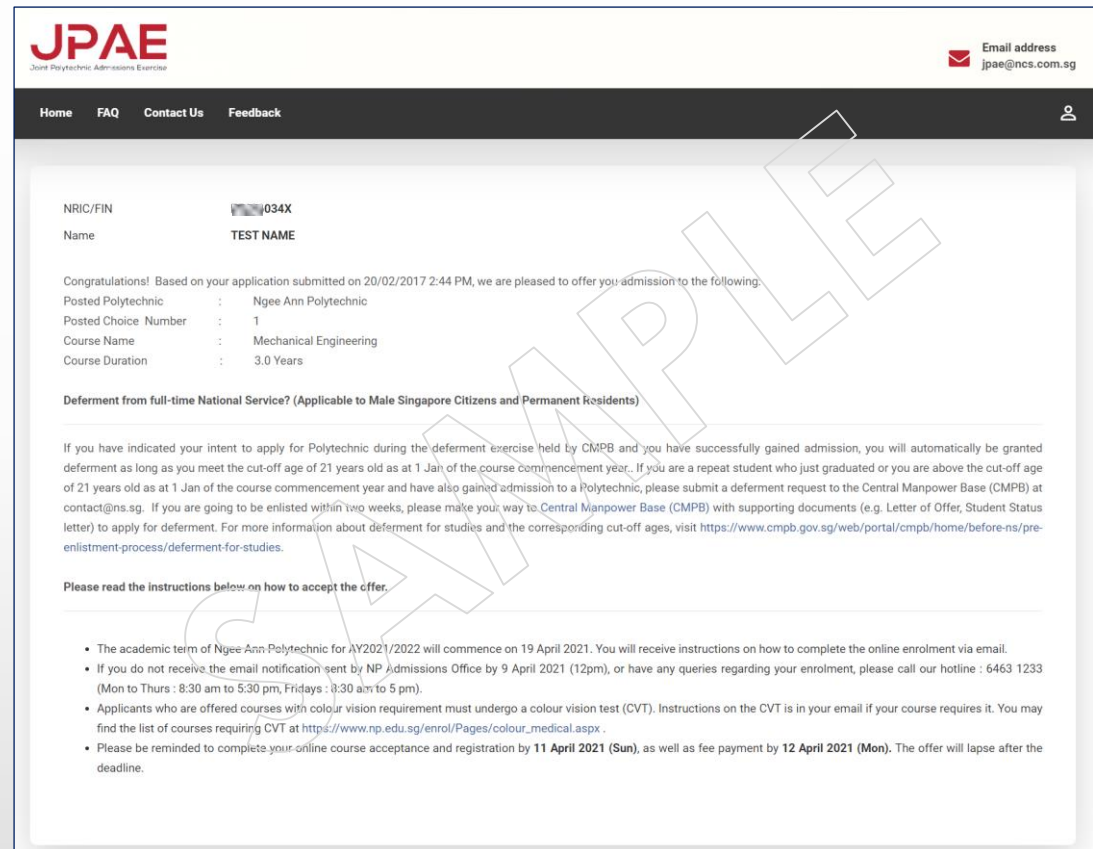
Log in to submit a new application, edit an existing one, or track your application status.

**→ Log in with singpass**

Not eligible for Singpass account? - [Log in using JPAE Password account](#)

# STEP 6A: RESULT RELEASE PAGE

- ▶ Once you have logged in, you will be able to view your posting result and the instructions to enroll for the course if you are successful in your application.
- ▶ Remember to sign out after viewing the results.




The screenshot shows the JPAE (Joint Polytechnic Admissions Exercise) website interface. At the top, there is a header with the JPAE logo and the text 'Joint Polytechnic Admissions Exercise'. To the right of the logo is an email address: 'Email address: jpae@ncs.com.sg'. Below the header is a navigation bar with links: 'Home', 'FAQ', 'Contact Us', and 'Feedback'. The main content area displays the user's login information: 'NRIC/FIN: 034X' and 'Name: TEST NAME'. Below this, a congratulatory message states: 'Congratulations! Based on your application submitted on 20/02/2017 2:44 PM, we are pleased to offer you admission to the following:'. This is followed by a table of admission details:

Posted Polytechnic	: Ngee Ann Polytechnic
Posted Choice Number	: 1
Course Name	: Mechanical Engineering
Course Duration	: 3.0 Years

Below the table, there is a section titled 'Deferment from full-time National Service? (Applicable to Male Singapore Citizens and Permanent Residents)'. This section contains a paragraph of text explaining the deferment process and a link to the Central Manpower Base (CMPB) website. At the bottom of the page, there is a section titled 'Please read the instructions below on how to accept the offer.' which contains a list of instructions:

- The academic term of Ngee Ann Polytechnic for AY2021/2022 will commence on 19 April 2021. You will receive instructions on how to complete the online enrolment via email.
- If you do not receive the email notification sent by NP Admissions Office by 9 April 2021 (12pm), or have any queries regarding your enrolment, please call our hotline : 6463 1233 (Mon to Thurs : 8:30 am to 5:30 pm; Fridays : 8:30 am to 5 pm).
- Applicants who are offered courses with colour vision requirement must undergo a colour vision test (CVT). Instructions on the CVT is in your email if your course requires it. You may find the list of courses requiring CVT at [https://www.np.edu.sg/enrol/Pages/colour\\_medical.aspx](https://www.np.edu.sg/enrol/Pages/colour_medical.aspx).
- Please be reminded to complete your online course acceptance and registration by 11 April 2021 (Sun), as well as fee payment by 12 April 2021 (Mon). The offer will lapse after the deadline.

## STEP 7: SIGN OUT

- ▶ Click on the  icon on the top menu and select “Sign Out” link to log out. You will be redirected to the JPAE Home page.

